


SIPFA

Dispositivos complementares




ET1 – Raquetas de sinalização



ET2 – Baias direccionais





ET3 – Baias de posição



ET4 – Baliza de alinhamento



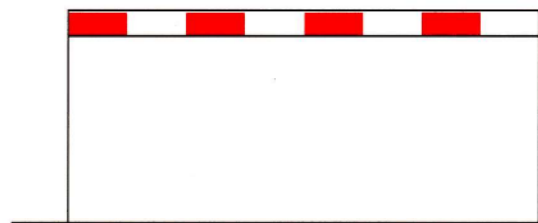
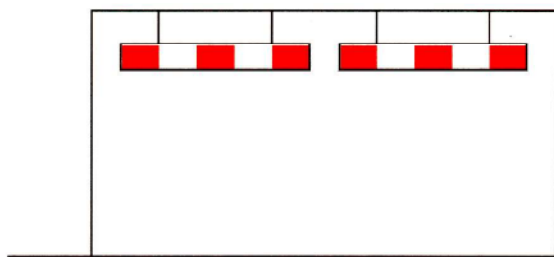
ET5 – Balizas de posição



ET6 – Cones

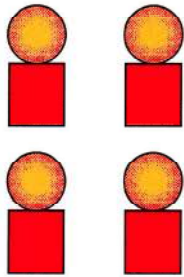


ET5 - Balizas de posição

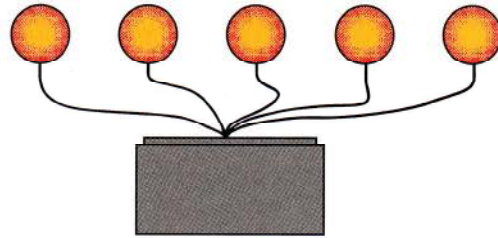


ET7 – Pórticos

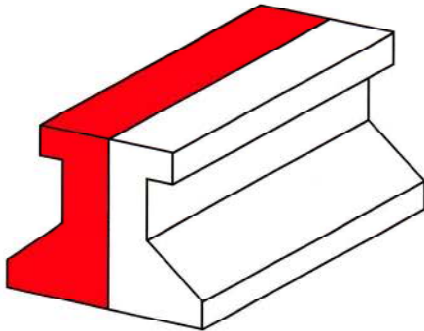
SIPFA




ET8 – Conjunto de lanternas sequências sem fios



ET9 – Conjunto de lanternas sequências com fios



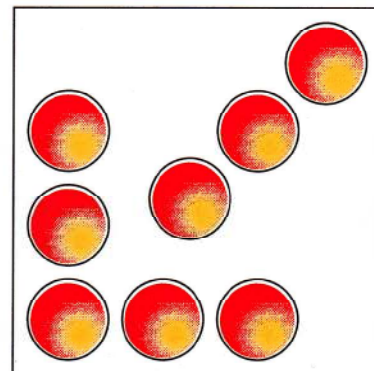
ET10 – Perfil móvel de plástico



ET11 – Robot



ET12 – Atrilado de balizamento



ET13 – Seta luminosa