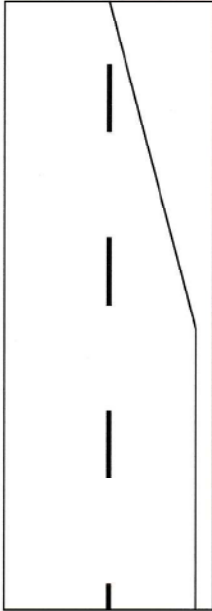



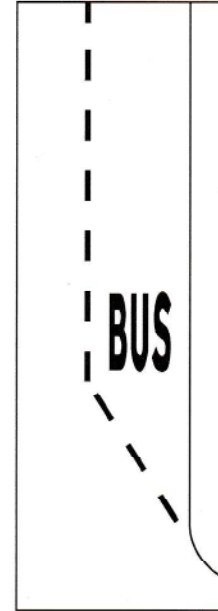
## Marcas delimitadoras de corredores de circulação



M6a – Linha  
descontínua  
de aceleração



M7 – Linha contínua



M7a – Linha descontínua