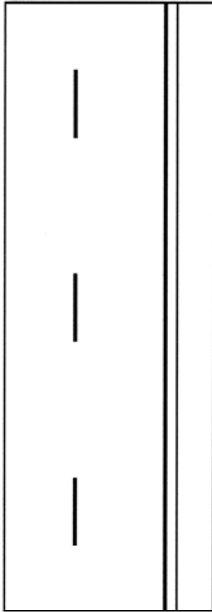
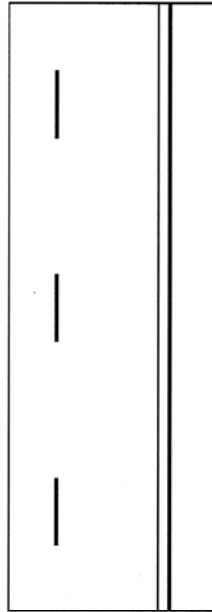


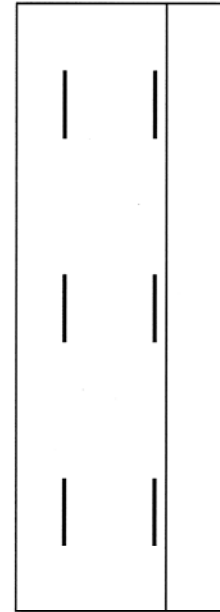
**Marcas reguladoras
de estacionamento e paragem**



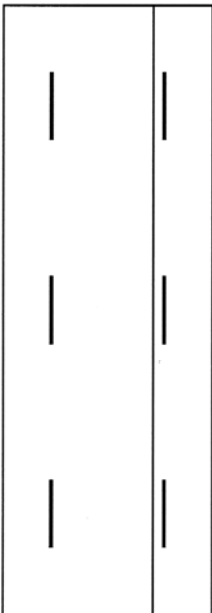
M12 – Linha contínua
junto do limite
da faixa de rodagem



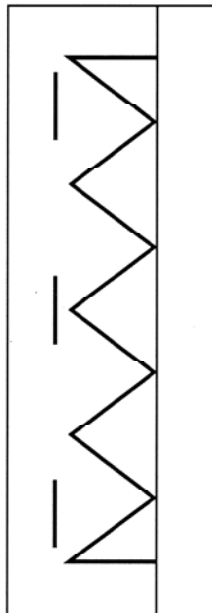
M12a – Linha contínua
sobre o bordo do passeio



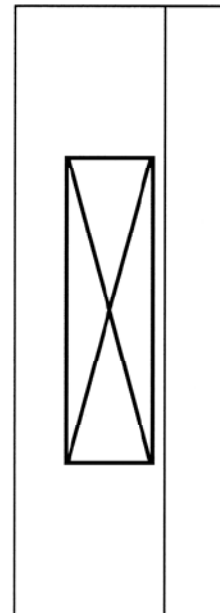
M13 – Linha descontinua
junto do limite
da faixa de rodagem



M13a – Linha descontinua
sobre o bordo do passeio



M14 – Linha
em zigzague



M14a – Paragem
e estacionamento para
cargas e descargas